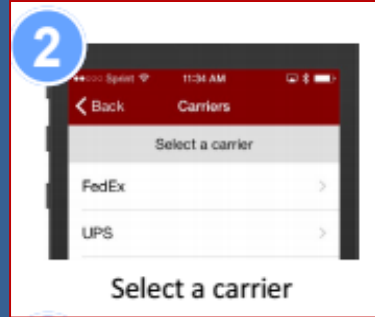



InnerTrack™ Receiving & Package Tracking

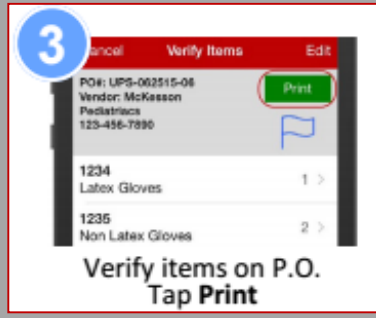
Step 1: Unload



The delivery truck arrives and the receiving team gets started with InnerTrack. During "Unload," packages are offloaded from the truck, scanned into InnerTrack, and marked with special instructions.

InnerTrack creates end-to-end visibility to the entire receiving process

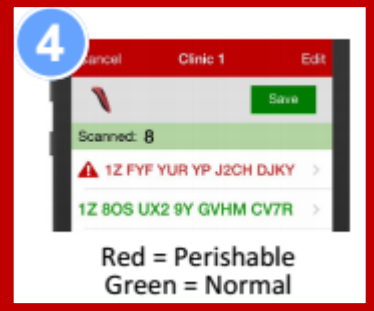
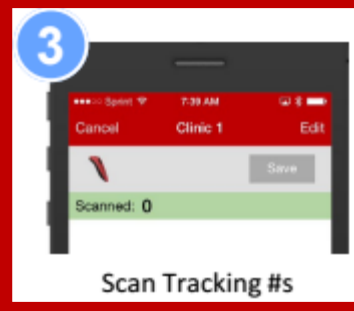
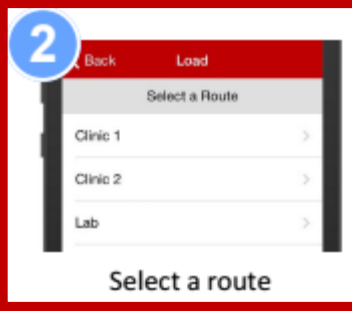
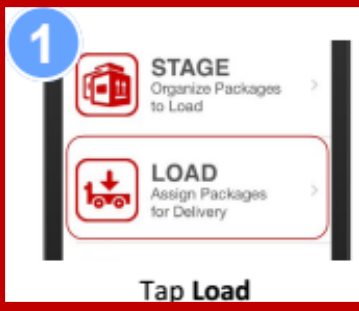
Step 2: Stage



InnerTrack allows staff members to locate shipments anywhere in the process

During "Stage," every incoming package is verified to confirm what was received versus ordered. Delivery locations are determined and delivery labels printed and placed on packages.

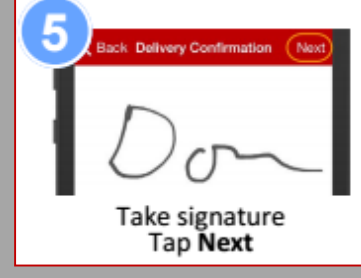
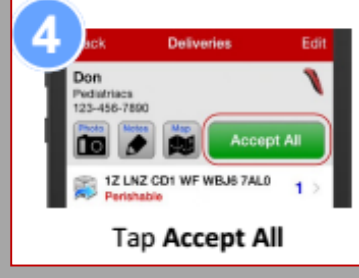
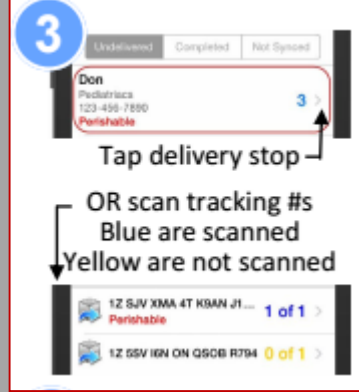
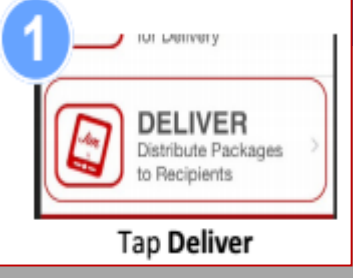
Step 3: Load



"Load" lets the user to assign packages to routes and load them onto delivery carts. The route is selected and each package is quickly scanned so a record is created of everything on the cart. Special instructions such as "Perishable" are highlighted.

InnerTrack reduces staff time and increases efficiency

Step 4: Deliver



Delivery carts are taken out for deliveries. Packages are scanned as they are delivered, and the electronic signature of the recipient is captured. **An end-to-end record of each transaction is created. Package Status shows current status of every shipment.**

Package Status	PO#	Carrier	Tracking #	Recipient	Route	Delivered Date	Delivery Person	Signed By
Unloaded	UPS-070215-08	UPS	1ZFA3PCB2KHGRTXVJ	Jim				
Out for Delivery	UPS-062015-08	UPS	1ZMLKNG8FPKPRMELLE	Jim				
Unloaded	UPS-070215-08	UPS	1Z20E8R8KALZ209LXK	Jim				
Out for Delivery	UPS-062015-08	UPS	1ZR2019U3JN-KH4VEEL	Jim				
Out for Delivery	UPS-062015-08	UPS	1Z04W9X2PQSPR2XIA	Jim				
Delivered	UPS-062015-08	UPS	1ZMT0HWAY5FRACKCP	Don	Clinic 1	07/02/2015	jerrive boasath	usa

InnerTrack™ automates manual processes, creates visibility to incoming shipments and creates an electronic record of each incoming package.

